

Order-Result Interface Basics

Presented by: Jamie Titak

Welcome

- **Order Result Flow**
- **Important Stored Procedures**
- **Requisition number/TW order number/MRN**
- **Important Dictionaries in the Works Database**
- **Common T-tables**
- **Tasking Logic**
- **Patient Matching**
- **Galen Resources for order-result**
- **Ways to enhance order-result interfaces**
- **Common interface errors**
- **Q&A – Chat and Live**

Order Result Flow

- Order is placed in the EHR

Order Details

Test, Test 21 M0 F DOB: 04Jul2011 Chart Update 3/13/2013

☐ Record w/o Ordering

CBC w manual differential Link to: [2] Benign Essential Hypertension;

Status: Active

Order Details

To Be Performed: Communicated By: ☒ Print Additional Copy

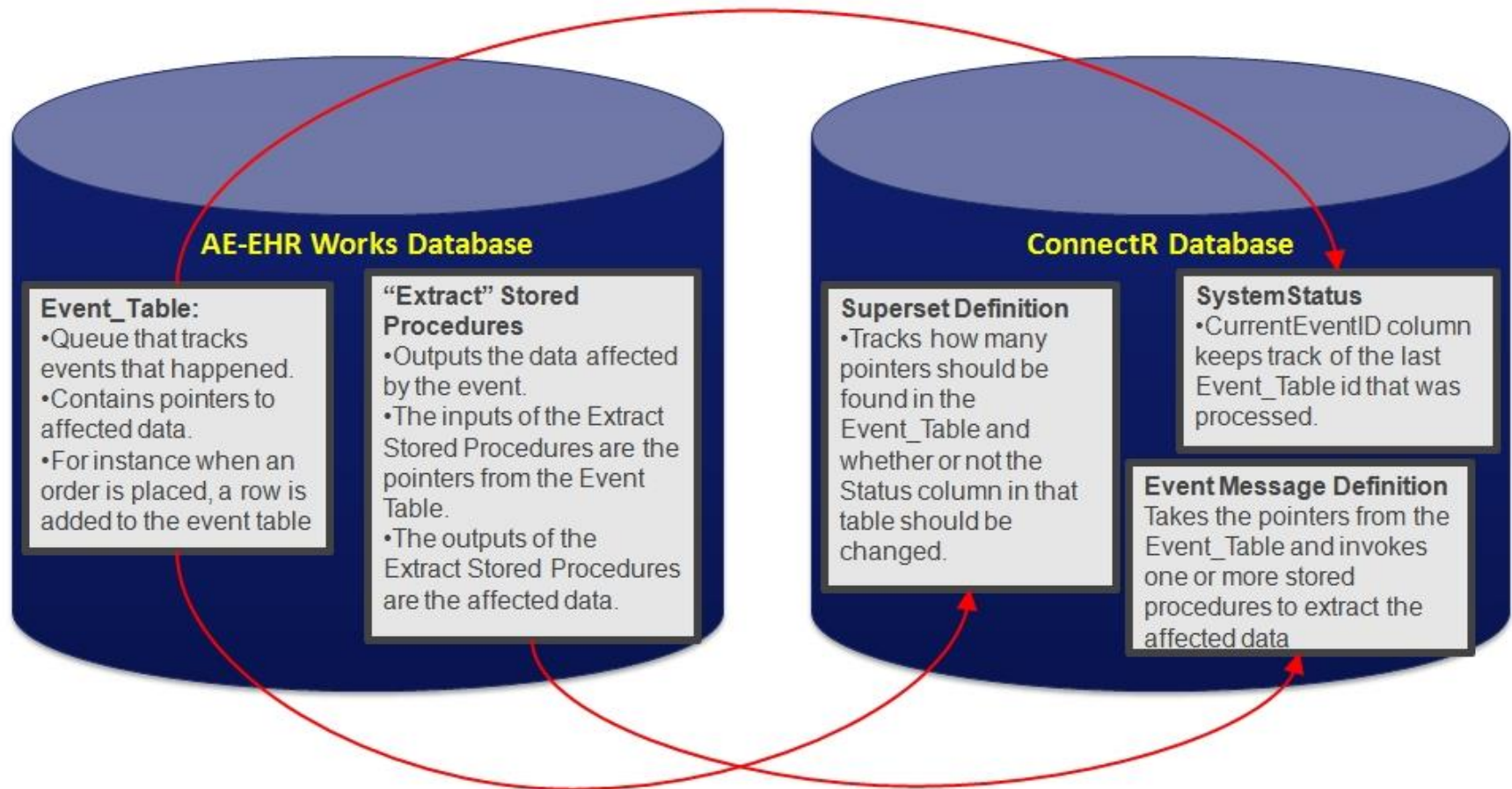
To Be Done: Overdue In: Days ☐ Overdue Important

☐ Schedule ☐ None

Additional Details

Charging Details

ConnectR Superset – Database Interaction



When the order does not make it to the Superset

- **Check your RPL settings**
 - Make sure the order is placed as send to performing location and the correct RPL is chosen
 - Make sure your settings are correct in the RPL dictionary
- **Make sure the order is in an active status**

Order Details

To Be Performed:	AEL	Communicated By:	Send to Performing Location
To Be Done:	18Apr2013	Routine	Overdue In: 2 Days (20Apr2013 09:47AM)
<input type="radio"/> Schedule <input type="radio"/> None			

TW Admin ▼ Hide VTB

Tools ▼ ? Help Lock Logoff

Dictionaries Dictionaries

CareGuide Admin
Charge Admin
Chart Admin
Comm Admin
Concept Mapping
Dictate Admin

Dictionary: Requested Performing Location 63 of 63 Total Items

Code	Name	Mnemonic	Inactive	Enforced
1007	AEL	1007	<input type="checkbox"/>	<input type="checkbox"/>
BMGAEL	AEL Charge	BMGAEL	<input type="checkbox"/>	<input type="checkbox"/>
BMGAELNS	AEL Draw Station	BMGAELNS	<input type="checkbox"/>	<input type="checkbox"/>
1012	Anatomical Pathology	1012	<input type="checkbox"/>	<input type="checkbox"/>
1010	Baptist Desoto Surgery Center	1010	<input type="checkbox"/>	<input type="checkbox"/>
1008	Baptist Germantown Rehabilitation	1008	<input type="checkbox"/>	<input type="checkbox"/>
BMHH01	Baptist Hospital – Huntingdon	BMHH01	<input type="checkbox"/>	<input type="checkbox"/>
1004	Baptist Memorial Hospital	1004	<input type="checkbox"/>	<input type="checkbox"/>
032	Baptist Memorial Hospital – Collierville	032	<input type="checkbox"/>	<input type="checkbox"/>

⚙ Notification/Transmittal

Notify when order is discontinued: ☐
 Transmit order when initially becomes on hold: ☐

Notify when order is cancelled: ☐
 Transmit every order edit while on-hold: ☐

Notify when order is invalidated: ☐
 Transmit order when initially becomes active: ☒

Notify when order is completed: ☐
 Transmit every order edit while active: ☐

Order interface is used: ☒
 Transmit order when it is cancelled: ☐

Transmit order when it is discontinued: ☐

Add Picklist Report Search

Allscripts

Save Cancel

User: jshufeldt Site: Baptist Minor Med Cordova

When the order does not make it to the Superset

- **Check the service broker**
- **SQL Service broker is an architecture that allows you to write queuing and messaged based applications in the database**
 - Run this query in the database
 - `Select is_broker_enabled FROM sys.databases WHERE name = 'Works'`
 - If a zero is returned, run the following query
 - `ALTER DATABASE Works SET enable_broker WITH ROLLBACK IMMEDIATE`

Order Result Flow

- Order gets sent to the superset interface
- Order goes through mapping from superset to vendor order target
- Order leaves the outbound order target and gets sent to vendor

7020	*****	V11.2_Test_Spectra Dictionary Target	Not Running	07/07/00 00:00:00	0	INTTEST1	0
7000	Superset Outbound Source	*****	Connected	04/30/13 14:11:47	---	INTTEST1	3160
7001	*****	Lab Order Demo Target	Connected	04/30/13 20:18:29	0	INTTEST1	4368
7002	*****	Rad Order Demo Target	Not Running	12/08/11 18:29:32	60	INTTEST1	0

Order Result Flow

- **Result is sent from vendor to result source**
- **Result goes through mapping to Result target and gets to the patient chart**

Order	Order Task Target	Order Task Target	Order Task Target	Order Task Target	Order Task Target	Order Task Target	Order Task Target
7017	Result Demo Source	-----	Waiting	02/06/13 14:29:53	---	INTTEST1	5592
7018	-----	Lab Result Demo Target	Connected	04/29/13 21:19:29	0	INTTEST1	4972
7019	-----	Rad Result Demo Target	Connected	04/29/13 21:19:27	0	INTTEST1	4104











Order Result Flow

Test, Test 21 MO F DOB: 04Jul2011 Chart Update 1/4/2

[Results](#)
[Results History](#)
[Order Details](#)
[Order Annotations](#)

COMPREHENSIVE METABOLIC PANEL CMP Complete

COMPREHENSIVE METABOLIC PANEL CMP Final

Test	Result	Flag	Reference
ALKALINE PHOSPHATASE	12 U/L		< 350
 TOTAL BILIRUBIN	13 mg/dl	H	0.3-1.2
UREA NITROGEN	8 mg/dl		7-25
 CHLORIDE	24 mEq/L	L	98-107
 CARBON DIOXIDE	56 mEq/L	H	21-31
 GLUCOSE	120 mg/dl	H	65-100
 POTASSIUM	100 mEq/L	HH	3.5-5.3
 SGOT (AST)	89 U/L	H	13-40
 SGPT (ALT)	87 U/L	H	7-52
 CHEMISTRY SODIUM	65 mEq/L	LL	133-144
TOTAL PROTEIN	7 g/dl		6.4-8.3
 ALBUMIN	23 g/dl	H	3.5-5.2
 CALCIUM TOTAL	23 mg/dl	HH	9.0-11.0
CREATININE	.5 mg/dl		0.6-1.3

Ordered by: **Allscripts, Orthopedist** Collected/Examined: **09Dec2012 07:27PM**

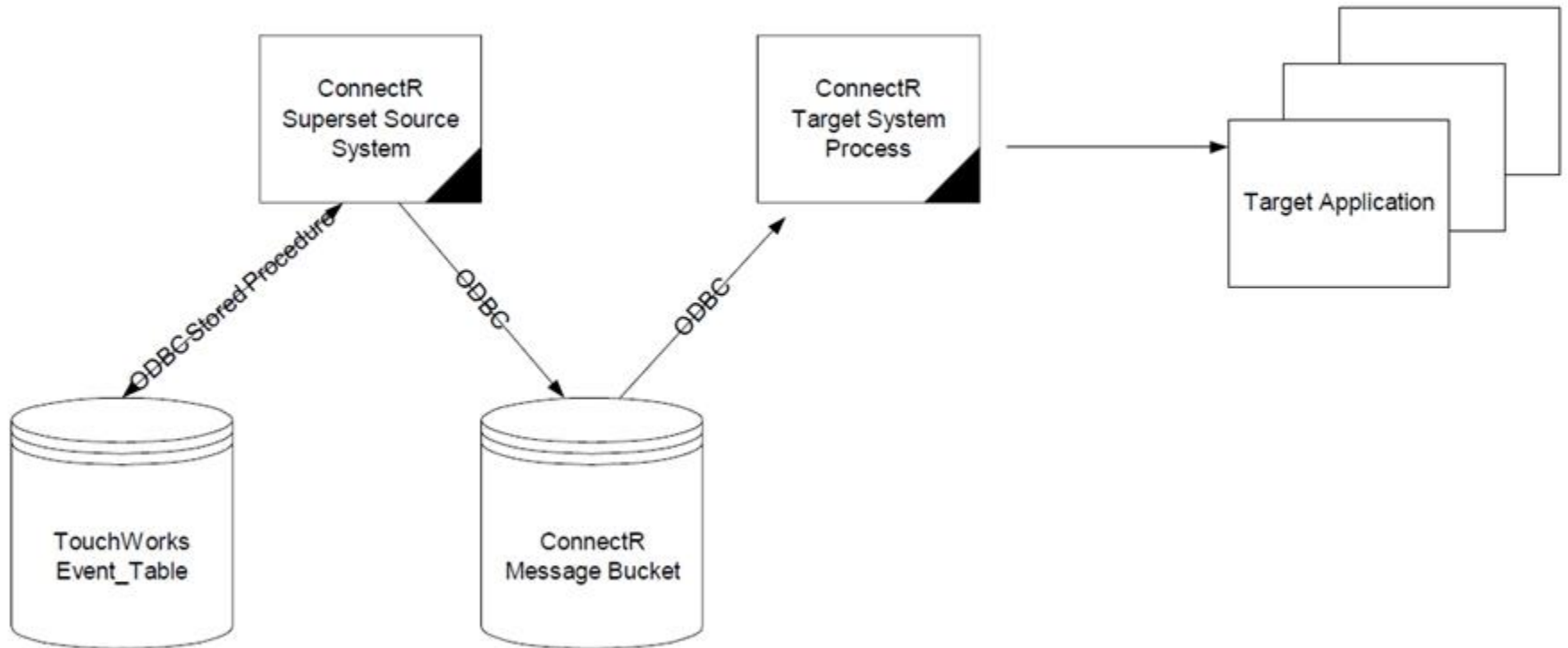
Verified by: **Allscripts, Orthopedist** **04Jan2013 06:06PM**

Result Communication: Call patient with results;

Stage: **Final** Resulted: **09Dec2012 07:55PM** Last Updated: **04Jan2013 06:06PM** Accession: **46177174**

Order Stored Procedures

- **ExtractEncounter_CMS**
 - Provides information about encounter
- **ExtractPatient_CMS**
 - Information saved in the works database from Reg/Sched Interface
- **ExtractPerson_CMS**
 - Information saved in the works database from Reg/Sched Interface
- **ExtractOrderItem_CMS**
 - Information saved in the works database when the order is placed
- **ExtractInsurance**
 - Provides insurance information
- **ExtractOrderAdditionalInformation**
 - Contains AOE question data



Result Stored Procedures

- **FileResult_CMS**
 - Files data from ORU to works database
- **Important Parameters that need to be in the ORU message**
 - MRN
 - Tworder Number/Req number
 - Ordering Provider Code
 - Orderable/Resultable Codes
 - RPL

Important Order Dictionaries

- **Order_Priority_DE**
 - Stat, ASAP, Routine
- **Order_Status_DE**
 - Active, Complete, EIE, Discontinued, Cancelled, Hold For, In Progress
- **Specimen_Type_DE**
 - Fluid, Nail, Saliva, Blood, Biopsy, Tissue, Urine
- **Race_DE**
 - Unknown, Hispanic, Black, Asian, White
- **Primary_Language_DE**
 - Spanish, English, German
- **QO_Classification_DE**
 - Orderable item table
- **OrderItem_identifier**
 - Order syncing to master dictionary

Important Result Dictionaries

- **Where_Performed_DE**
 - Location where the test was performed
- **Encounter_Type_DE**
 - Inpatient, Lab, Chart Update, Result Review
- **Unit_Code_DE**
 - kg, liters, mL
- **Req_Perf_Location_DE**
 - Dictionary containing RPLs
- **Provider**
 - Dictionary containing provider information
- **QO_DE**
 - Resultable item table
- **QO_Class_QO**
 - Orderable/Resultable synching table

Common Dictionary Forms

- **Entrycode-C**
- **Entrymnemonic-M**
- **ID-I**
- **NPI-P**

Common T-Tables

- **Race_DE Table**
- **Ethnicity_DE Table**
- **Sex_DE Table**
- **Site to Lab Account Number**
 - Site ID and RPL translate to vendor account number
- **Provider Codes Table**
- **Insurance Code Table**
- **Provider tasking Table**

Tasking Logic

- **Fileresult parameter 25-Ack required Task Flag**
 - Y creates a verify task for the ordering provider
- **Fileresult parameter 98-routing list**
 - Review tasks to providers or clinical task teams (CC's)
 - U:2034|T:23534| (format)

Patient Matching

- **Fileresult parameter 135- Match Logic**
- **Standard Match Logic**
 - Test #1: Name, MRN, DOB and Org
 - Test #2: Name, MRN, SSN and Org
 - Test #3: Name, DOB, SSN
 - Test #4: Name, DOB, Insurance / PBM Match
- **11 other Matching Logic options**
- **Pipe delimited list of options ex: 1|5|7**

Ways to Enhance Order Result Interface

- **Imagelink**
 - View PDF's and images from chart
- **Inbound Orders Interface**
 - Change order status after specimen has been collected
- **Dictionary Interface**
 - Automatically add unit codes
 - Automatically add provider codes
 - Automatically add where performed locations
 - Automatically add/synch orderables/resultables
- **Pros and Cons of Dictionary Interface**
 - Saves time, do not have to manually enter codes
 - Cannot monitor what gets added to database

ConnectR Errors

- **Application Errors**

- Errors that are specific to Allscripts
 - Stored Procedure Errors
 - Message Definition Errors
 - Dictionary Errors
 - Patient Matching Errors

- **Syntax Errors**

- Errors that are not specific to Allscripts
 - SQL errors
 - ODBC errors
 - Data type errors varchar vs int
 - Script errors (syntax errors in vbscript)

Common Interface Errors


- **-100-Patient Matching Error use bridge**
- **-145-Orderable/Resultable Error, check dictionary**
- **-176-Ordering Provider is not valid, add provider code to provider dictionary**
- **-606-More than one result activity header per order**
 - Lab is sending different accession numbers with the same requisition number
- **Script Error**
 - Check ODBC Connections
- **Error Resolving Tip (Dictionary Errors)**
 - Run the following query: Select * from dictionary where Number=# last four digits of the error code you are seeing

Galen Resources for Order-Result Interfaces

- **Wiki Articles**
 - [Patient Matching](#)
 - [Tasking Logic](#)
 - [Interface Errors](#)
 - [Result Stage and Tasking](#)
 - [Order Matching](#)
 - [ConnectR Superset Source](#)
 - [Dictionary Synchronization](#)
- **Webcasts**
 - [Imagelink](#)
- **Galen Allscripts Developer Forum**

Thank you for joining us today, for additional assistance....

You can contact us through our website at
www.galenhealthcare.com



The screenshot shows the GALEN Healthcare Solutions website. The header includes the company logo and a navigation menu with links: VitalCenter | Webcasts | Reporting | Blog | **Wiki** | Careers | Home. Below this is a secondary menu with links: Technical Services | Professional Services | Testimonials | About Us | **Contact Us**. The main content area features the tagline "embrace the new world of healthcare" and a stethoscope image. A text block discusses the HITECH Act. A "contact us" form is overlaid on the right, containing fields for First Name, Last Name, Company, Phone, Email, City, and State/Province. Below these fields are three checkboxes for "Technical Services", "Project Management", and "Implementations".

VitalCenter | Webcasts | Reporting | Blog | **Wiki** | Careers | Home

Technical Services | Professional Services | Testimonials | About Us | **Contact Us**

embrace the new world of healthcare

Empowering our partners to provide extraordinary patient care

The Health Information Technology for Economic and Clinical Health (HITECH) Act (part of the Stimulus package known as the American Recovery and Reinvestment Act), signed into law by President Obama on February 17, 2009, is poised to fundamentally alter the way patient care is provided in the United States.

ANNOUNCING
vitalcenter
Your Business Continues

contact us

First Name *
Last Name *
Company *
Phone *
Email *
City *
State/Province *

☐ Technical Services
☐ Project Management
☐ Implementations